Schrock™

boutique™ series

Design GUIDE

Welcome *To the*

SCHROCK™ DESIGN GUIDE.

Full of tips and inspiration, this design guide is your go-to companion during the exciting and, yes, sometimes overwhelming process that is a home remodel. Browse the styles and finishes, organizational "sanity helpers," and attention-grabbing wood hoods, and be reassured by the designer notes along the way.

The beautiful portfolio of Schrock Boutique cabinetry will inspire your vision with bountiful color and stain options as well as finishing options to help make your design uniquely yours.

Cheers to a beautiful home!

Your Schrock Design Team

DESIGNER TIP

Look for the + symbol throughout for additional information and inspirational ideas.

Shown on front cover: Ingalis Maple Sherwin-Williams 7506 Loggia Paint and Mya Maple Boardwalk Stain, Boutique™ Series

Shown at right: Garrett Maple Agreeable Gray Paint, Retreat Paint and Quartersawn Oak Natural Stain, Boutique™ Series

BEFORE AND AFTER

TRANSFORMATIONS THAT INSPIRE

This before and after is sure to inspire how to elevate even a smaller space. The designer meticulously laid out every detail, choosing Garrett Door Style from Schrock Cabinets – an elevated inset door. Finishes were beautifully combined for a multi-toned look, aligning with the trend of warm, natural tones in the kitchen. The three finishes included Natural Oak and Retreat and Agreeable Gray from Sherwin Williams®.

Schrock™
Uniquely yours.™

B BOUTIQUE™ SERIES

Schrock™ Cabinetry offers three series to meet a variety of design needs. The Schrock Boutique™ Series delivers more options to allow for an elevated and highly personalized design. With a full spectrum of finishing options, you and your designer will create a space that reflects your unique, personal style.

Also available from Schrock:

E ENTRA™ SERIES

A great entryway into Schrock™ Cabinetry, the Entra™ Series offers all the essentials to create a beautiful design.

T TRADEMARK™ SERIES

When your project calls for additional nuance - like storage, organizational features and additional touches that are uniquely you - step up to Trademark™ Series.

DESIGNER TIP

Finish selections should never be made from a printed brochure or website. Please contact a local dealer in your area to visit their showroom and view a door sample or kitchen display in the door style, material species and finish color that you are interested in purchasing. This will ensure the best match of expectations with actual results.

Shown Clockwise: Boutique™ Series
Hawkins Maple Peppercorn Paint and Walnut Kanga Stain
Hawkins Maple Coastal Plain Paint and Coastline Stain
Hawkins Maple Peppercorn Paint

inside THIS DESIGN GUIDE

TAP INTO THE LATEST TRENDS

DESIGNER TIP

Stay ahead of the curve with insights that spark creativity and redefine style. Create an open, airy look in any room with the new narrow shaker rail door style, Hawkins. This door brings versatility, and is perfect for modern, transitional, and minimalistic spaces.

04 Style With Staying Power
20 Color By Number
22 Just The Right Finish
34 Organizational Overhaul
36 Wood Hoods That Impress
40 Quality Craftsmanship

Shown: Francesca Maple Moonstone Paint, Boutique™ Series

READY, SET, STYLE.

Selecting a drawer and door style is a great place to get started. From a straight-forward Shaker to an intricately detailed design style, Schrock™ Boutique™ has what you need.

THINGS TO CONSIDER WHEN SHOPPING STYLES:

Select the one that aligns with your vision.

Clean, smooth **slab drawer fronts**.

Detailed, **five-piece drawer fronts**.

Full overlay drawer and door fronts deliver seamless coverage of cabinet fronts.

Inset allows for each drawer and door to stand out on its own while being flush with the cabinet front.

Finial Hinges bring hardware to the forefront and add an extra touch of detail to the design.

OUTSIDE EDGE DOOR PROFILE OPTIONS

Every Boutique™ Series door style offers several outside edge profiles to tailor your look. Seemingly small details like this make a dramatic design impact in the final appearance of the door style. From simple and straight to traditionally detailed, confirm with your designer which options are available on your preferred styles.

PROFILE #1

PROFILE #4

PROFILE #7

PROFILE #10

PROFILE #12

PROFILE #17

PROFILE #18

SELECTING A SPECIES

Cherry, maple, quartersawn oak and more. The wood species you choose will affect the way your chosen wood stain or paint reads on the wood color and grain. With so many combinations to choose from, your designer can help further guide.

AVERAGE % OF KITCHEN PROJECTS WITH THESE CHANGES:

56%	46%	45%
Eat-in Cabinet Spaces	Changed to be more open	Increased the size of the kitchen

Source: MLLC 2024 Kitchen Trends Survey

Shown: Garrett Inset Maple Buckskin Stain,Island: Garrett Inset Maple Regatta Paint, Shelves: Maple Agreeable Gray, Boutique™ Series

FULL OVERLAY DOOR STYLES

Species and finish offering differs in each Series.

B Boutique™ Series	C Cherry	O Oak	W Walnut
T Trademark™ Series	D MDF	P Painted Hardwood	P PureStyle™
E Entra™ Series	H Rustic Hickory	Q Quartersawn Oak	
	M Maple	R Rustic Alder	

Kirkwood
5-Piece Drawer Front

B C M Q R W

Kirkwood
Slab Drawer Front

B C M Q R W

Francesca
5-Piece Drawer Front

B C M Q R W
T C M O
E C M O P

Francesca
Slab Drawer Front

B C M Q R W
T C M O
E C M O P

Garrett
5-Piece Drawer Front

B C M Q R W
T C M R

Garrett
Slab Drawer Front

B C M Q R W
T C M R

Ingalis ◆
5-Piece Drawer Front

B C M Q R W
T C D H M O R
E C M O P P

Ingalis
Slab Drawer Front

B C M Q R W
T C D H M O R
E C M O P P

Elston
5-Piece Drawer Front

B C M Q R W
T C D H M O R
E C M P P

Elston
Slab Drawer Front

B C M Q R W
T C D H M O R
E C M P P

Denton
5-Piece Drawer Front

B C M Q R W
T C D M

Denton
Slab Drawer Front

B C M Q R W
T C D M

Kayes
5-Piece Drawer Front

B C M Q R W
T C M
E C M P

Kayes
Slab Drawer Front

B C M Q R W
T C M
E C M P

Willet ◆
5-Piece Drawer Front

B C M Q R W
T C H M O
E C M O P P

Willet
Profiled Slab Drawer Front

B C M Q R W
T C H M O
E C M O P

◆ Ingalis and Willet PureStyle™ feature mitered door and drawer front construction.

FULL OVERLAY DOOR STYLES

Species and finish offering differs in each Series.

B Boutique™ Series	C Cherry	O Oak	W Walnut
T Trademark™ Series	D MDF	P Painted Hardwood	P PureStyle™
E Entra™ Series	H Rustic Hickory	Q Quartersawn Oak	
	M Maple	R Rustic Alder	

Seaton
5-Piece Drawer Front

B C M Q R W
T C M

Seaton
Slab Drawer Front

B C M Q R W
T C M

Lainey
5-Piece Drawer Front

B C M Q R W
T C M
E C M P

Lainey
Slab Drawer Front

B C M Q R W
T C M
E C M P

Benner
5-Piece Drawer Front

B C M Q R W
T M
E M P

Benner
Slab Drawer Front

B C M Q R W
T M
E M P

Kennedy
5-Piece Drawer Front

B C M Q R W
T C M

Kennedy
Slab Drawer Front

B C M Q R W
T C M

Kittrel
5-Piece Drawer Front

B C M Q R W
T C M
E C M P

Brantley
5-Piece Drawer Front

B C M Q R W
T C M

Lorrina
5-Piece Drawer Front

B C M Q R W

Lorrina
Slab Drawer Front

B C M Q R W

Belton
5-Piece Drawer Front

B C M Q R W
T C M O
E C M O P

Belton
Profiled Slab Drawer Front

B C M Q R W
T C M O
E C M O P

Manning
5-Piece Drawer Front

B C M Q R W
T C H M O R

Manning
Slab Drawer Front

B C M Q R W
T C H M O R

FULL OVERLAY DOOR STYLES

Campbell
5-Piece Drawer Front

B C M Q R W
T C H M

Campbell
Slab Drawer Front

B C M Q R W
T C H M

Shaydon*
5-Piece Flat Drawer Front

B C M Q R W

Shaydon*
5-Piece Drawer Front

B C M Q R W

Shaydon*
Slab Drawer Front

B C M Q R W

Hawkins
5-Piece Drawer Front

B C M Q
T C M
E M P

Hawkins
Slab Drawer Front

B C M Q
T C M
E M P

Mya
Slab Drawer Front

B C D M Q W

DESIGNER TIP

Prior to making a final decision, be sure to view the finish you select in your home in the lighting that your cabinets will experience and at different times of day. This will ensure you make a confident choice.

Shown: Garrett Inset Maple Regatta Paint, Boutique™ Series

DESIGNER TIP

Choosing inset cabinets can provide a timeless touch to a kitchen, no matter when the house was constructed.

Shown: Kirkwood Inset Beaded Maple Sterling White Paint
Island: Quartersawn Oak Driftwood Specialty Finish, Boutique™ Series

INSET DOOR STYLES

Species and finish offering differs in each Series.

B Boutique™ Series	C Cherry	O Oak	W Walnut
T Trademark™ Series	D MDF	P Painted Hardwood	P PureStyle™
E Entra™ Series	H Rustic Hickory	Q Quartersawn Oak	
	M Maple	R Rustic Alder	



Kirkwood
Inset*
Slab Drawer Front
B C M Q R W

Kirkwood
Beaded Inset*
Slab Drawer Front
B C M Q R W



Garrett
Inset*
Slab Drawer Front
B C M Q R W

Garrett
Beaded Inset*
Slab Drawer Front
B C M Q R W



Ingalis
Inset*
Slab Drawer Front
B C M Q R W

Ingalis
Beaded Inset*
Slab Drawer Front
B C M Q R W

Lorrina
Inset*
Slab Drawer Front
B C M Q R W

Lorrina
Beaded Inset*
Slab Drawer Front
B C M Q R W



Shaydon
Inset*
Slab Drawer Front
B C M Q R W



Shaydon
Beaded Inset*
Slab Drawer Front
B C M Q R W

Manning
Inset*
Slab Drawer Front
B C M Q R W

Manning
Beaded Inset*
Slab Drawer Front
B C M Q R W

Belton
Inset*
Slab Drawer Front
B C M Q R W

Belton
Beaded Inset*
Slab Drawer Front
B C M Q R W

*Additional 5-piece drawer front options are available. Ask your designer for details.

Shown: Francesca Maple Moonstone Paint and Onyx Aluminum Frame doors, Boutique™ Series

ALUMINUM FRAME DOORS

Aluminum Frame Doors are yet another way to add interest to your design. Often chosen as doors for select wall cabinets, these options add character and design detail to the overall look. Selecting a see-through glass for the frame can create a showcase for your favorite pieces.

FRAME STYLES

AF003

AF006

AF007

AF015

DESIGNER TIP

Aluminum frame doors and their inserts are an accent with a style continuum that starts at understated and accelerates to standout. Team a darker frame with dark paints and stains for subtle style. For "look at me" impactful style, choose a frame that contrasts with your cabinet finish.

FRAME FINISHES

Natural Aluminum

Brushed Stainless Steel

Graphite

Arctic Silver

Bronze Matte

Chalk

Onyx

Gold

STANDARD GLASS INSERTS

Satin Glass

Clear Glass

Bronze Clear

Bronze Satin

Grey Satin

Grey Satin Mirror

BACK PAINTED GLASS INSERTS

White Gloss

Bronze Gloss

Cream Gloss

Mist Gloss

Navy Gloss

Slate Gloss

White Matte

Bronze Matte

Cream Matte

Mist Matte

Navy Matte

Slate Matte

Finish names represent the look of the finish and not the actual material substrate. Talk to your designer for details.

FINISH OPTIONS

COLOR BY NUMBER

Bring your creative vision to life with the Schrock™ Color by Number Program.

Includes any color in the Sherwin William's® and Benjamin Moore® paint families. Color by Number gives you thousands of choices to create your unique space.

DESIGNER TIP

92% of designers agree clients want more colors in cabinetry to make their space their own.*

LIMITLESS COLOR

With more than 2000 paint colors available from the Sherwin-Williams and Benjamin Moore color palettes to enhance your Maple, MDF or Quartersawn Oak door style, you'll be sure to find a color that is beyond ordinary. Layer a Penned Glaze or Brushed Finish for a true artistic interpretation. Please see your designer for details and exclusions.

Shown: Ingalis Beaded Inset Maple Sherwin-Williams® 7506 Loggia Paint and Mya Maple Boardwalk Stain, Boutique™ Series

* MLLC 2024 Kitchen Trends Survey

PAINTS*

Available on Maple, MDF and Quartersawn Oak. See designer for exclusions.

PAINTS*

Brightest White	Sterling White	Steam	Agreeable Gray	Icy Avalanche	Juniper Berry
Westhighland White	Coconut	Marcona	Mindful Gray	Cloud	Ashwood (coming soon)
Fleeting Green	Flurry	North Star	Sleepy Blue (coming soon)	Tropic (new)	Seaside
Sea Salt	Coastal Plain	Sawgrass	Marsh (new)	Retreat	Foxhall Green
Waterfall (new)	Serious Gray	Moonstone	Emma	Peppercorn	Rosewood
Distance	Maritime	Naval	Regatta (new)	Black	

*When Maple painted finishes (Paints, Sherwin-Williams or Brushed Technique) are specified, the center panels of the selected style may be constructed of Medium Density Fiberboard (MDF). MDF provides a smoother finish when painted, and is more resistant to warping, expansion, and contraction.

DESIGNER TIP

You can intentionally choose hardware to be the jewelry of your design and stand out, or choose hardware that contrasts slightly with your cabinet finish to create visual interest without overwhelming the design. For a timeless look, pair dark-toned cabinets with brushed nickel or matte black hardware, and light-toned cabinets with warm metals like copper or brass.

Shown: Garrett Maple Regatta Paint, Boutique™ Series

PENNED GLAZES FOR PAINTS*

Glazes are another way to make your design uniquely yours and add character and depth to your cabinet design. Choose Penned Glaze for a concentrated glaze detail in the crevices of the cabinet drawer and door fronts.

Shown: Shaydon Maple Coconut with Meringue Penned Glaze and Smoked Caviar** Penned Glaze, Boutique™ Series

Shown on Maple Coconut, available on most paints. Available on species as indicated. See your designer for exclusions.

Meringue
B D M

Nougat
B D M

Toasted Almond
B D M
T D M

Amaretto Crème
B D M
T D M
E P



Greystone
B D M
T D M
E P

Smoked Caviar**
B D M

*When Maple painted finishes (Paints, Sherwin-Williams or Brushed Technique) are specified, the center panels of the selected style may be constructed of Medium Density Fiberboard (MDF). MDF provides a smoother finish when painted, and is more resistant to warping, expansion, and contraction.

**Glaze name change to Charcoal in Fall 2025

BRUSHED FINISHES FOR PAINTS*

Schrock™ Boutique™ offers three hand-applied, luxuriously translucent finishes to layer over any Maple or MDF paint. Choose to pair these brushed finishes with paints from our Boutique collection or the full Sherwin-Williams® palette for a personalized look that accentuates the fine craftsmanship found in every Boutique cabinet.

Shown on Maple Coconut, available on most paints.
Available on species as indicated. See your designer for exclusions.

Lakeshore
B D M

Nightfall
B D M

Timber
B D M

Species and finish offering differs in each Series.

B Boutique™ Series	C Cherry	O Oak	W Walnut
T Trademark™ Series	D MDF	P Painted Hardwood	P PureStyle™
E Entra™ Series	H Rustic Hickory	Q Quartersawn Oak	
	M Maple	R Rustic Alder	

Shown: Ingalis Maple Coconut Nightfall, Boutique™ Series

STAINS

JUST THE RIGHT FINISH.

Kitchen and bath cabinets are largely about the finish. A stain-finished cabinet can add extra texture and character to a design. Stain affords an opportunity to spotlight the selected wood species by showcasing the grain and other features of that wood. Stained cabinets also tend to be easier to touch up over time which can make them a good choice for heavily used rooms in the home.

DESIGNER TIP

When choosing a lighter stain, be aware that it will show more of a wood species' character than a darker stain. If that's not your design objective, consider a wood species with a more subtle grain or fewer variations, or choose a darker stain that will mask some of the wood's distinctive features.

Shown Clockwise: Boutique™ Series

Kirkwood Inset Beaded Maple Sterling White Paint, Island: Quartersawn Oak Driftwood Specialty Finish

Hawkins Maple Coastline Stain

Shaydon Maple Morel Stain

Francesca Maple Moonstone and Flurry Paint Island and Shelves: Quartersawn Oak Boardwalk Stain

Ingalis Beaded Inset Maple Sherwin-Williams® 7506 Loggia Paint and Mya Maple Boardwalk Stain

MIX AND MATCH.

Cabinet color mixing is trending. Most commonly, homeowners are choosing a contrasting island color but there are options beyond that. One of these options is to use a unique finish for a specific section of cabinetry to allow it to stand out. Consider this for a coffee station or pantry portion of your kitchen.

Here are some of our favorite paint and stain pairings.

Retreat Paint & Kanga Stain

Black Paint Morel Stain

Cloud Paint & Coastline Stain

Please refer to door samples for a true representation of finish color. This printed guide cannot be considered color accurate.

STAINS

Available on species as indicated. See designer for exclusions.

Natural

B C M R Q W
T C H M O R
E M O

Grainstone

B C M R Q W
T C H M O R
E C M O

Coastline

B C M R Q W
T C H M O R
E C M O

Buckskin

B C M R Q W
T C H M O R
E C M O

Boardwalk

B C M R Q
T C H M O R

Morel

B C M R Q W
T C H M O R
E C M O

Sahara

B C M R Q W
T C H M O R
E C M O

Sandpiper

B C M R Q W

Single Malt

B C M R Q W

Cattail

B C M R Q W
T C H M O R

Kanga

B C M R Q W
T C H M O R
E C M O

Mustang

B C R W

Havana

B C M R Q W

Tundra

B C M R Q W
T C H M O R

Rodeo

B C M R Q W

Thatch

B C M R Q W
T C H M O R
E C M O

Seal

B C R Q W
T C H M O R

Colt

B C M R Q W
T C H M O R
E C M O

Boulder

B C M R Q W

Titanium

B C M R Q W
T C H M O R
E C M O

Chocolate

B C M R Q W
T C M O R
E C M O

FLOODED GLAZE FOR STAINS

In the flooded glaze process, the glaze material is sprayed onto the entire cabinet door or drawer surface and is then hand wiped to leave a light glaze residue on flat areas and a heavier amount in the nooks and low areas.

Shown on Cherry. Available on species as indicated.
See your designer for exclusions.

Natural
Toasted Almond

B C M R W

Species and finish offering differs in each Series.

B Boutique™ Series	C Cherry	O Oak	W Walnut
T Trademark™ Series	D MDF	P Painted Hardwood	P PureStyle™
E Entra™ Series	H Rustic Hickory	Q Quartersawn Oak	
	M Maple	R Rustic Alder	

Shown: Kennedy Maple Natural Toasted Almond
Flooded Glaze, Boutique™ Series

PENNED GLAZES FOR STAINS

In the penned glaze process, the glaze material is hand-applied only to the highlight areas bringing focus to the door and drawer profile details.

Shown on Cherry. Available on species as indicated.
See your designer for exclusions.

Natural
Toasted Almond

B C M R W
T C H M R

Natural
Amaretto Créme

B C M R W
T C H M R

SPECIALTY FINISHES

Our Specialty Finishes were created to enhance the innate appeal of wood grain. The palette offers hues from soft Sparrow to bold Armor. Each is distinct on its own, and complementary to other stains and paints.

Shown: Brantley Maple Worn Beachglass, Boutique™ Series

Shown: Shaydon Cherry Dunes, Boutique™ Series

Available on species as indicated. See your designer for exclusions.

Dunes
B C R Q W

Sparrow
B C R Q W

Driftwood
B C M R Q W

Thicket
B C R Q W

Armor
B C M W

Worn Black
B M

Worn Beachglass
B M Q

STAINS WITH CERUSE FINISHES

Adding depth and dimension to stained wood, ceruse finishing mutes the original color of the wood while emphasizing the texture of the grain and delivering a matte sheen look.

Species and finish offering differs in each Series.

B Boutique™ Series	C Cherry	O Oak	W Walnut
T Trademark™ Series	D MDF	P Painted Hardwood	P PureStyle™
E Entra™ Series	H Rustic Hickory	Q Quartersawn Oak	
	M Maple	R Rustic Alder	

Available on species as indicated. See your designer for exclusions.

Buckskin Brindle
B Q W

Morel Brindle
B Q W

Seal Brindle
B Q W

Buckskin Roan
B Q W

Morel Roan
B Q W

Seal Roan
B Q W

DESIGNER TIP

Cerusing wood is a centuries-old technique used to add interest to wood finish. Especially popular during the Art Deco era, cerusing has regained popularity by offering low-key sophistication to an array of styles, from old world charm to modern farmhouse to classic traditional and beyond.



SHEEN

Shown: Shaydon Maple Maritime Paint, Maple North Star Paint, Cherry Boulder Stain and Cherry Seal Stain

MATTE SHEEN

(Top portion of door)

Our low sheen top coat is less reflective and absorbs more light, resulting in a softer, more muted look. Available on all stains, glazed stains, paints and glazed paints.

SATIN SHEEN

(Lower portion of door)

Our timeless original top coat features a moderate sheen which is reflective without being too glossy. Available on all stains, glazed stains, paints and glazed paints.

AGING TECHNIQUES

EXTRA HEWN

This more aggressive technique features burnished sand-through on corners and raised profiles along with sanding on sharp profiles to expose underlying wood. Unlike Vintage, Vintage Plus is a random sand-through technique varying the number of corners and raised profiles receiving burnished sand-through and the sanding of sharp profiles. As with normal aging, the worn edges will vary within individual doors and throughout the entire room.

Shown: Campbell Extra Hewn Maple Foxhall Green Paint, Boutique™ Series

DESIGNER TIP

With so many options to choose - paint, stain, glaze, sheen and aging techniques - decision-making can feel overwhelming. Know that you are in good hands - your designer will help you select the best options for your desired look.

Shown: Shaydon Extra Timeworn Maple Morel Stain, Boutique™ Series

EXTRA TIMEWORN

This more aggressive technique includes random rasped corners and edges, wormholes, mars, splits, gouges, small dings and dents for an authentically worn look.

ORGANIZATIONAL OVERHAUL

Who couldn't use a little help keeping life better organized? Tucked inside Schrock™ cabinets are a multitude of organizational options just waiting to tidy your Tupperware® and make sense of your mess. With so many Schrock™ Smart Solutions™ to choose from, you can select the right combination for your personal needs. After all, cabinet organization is more than storage — it's peace of mind.

- **A** Dishwasher Panel
- **B** Base Wastebasket
- **C** Base Corner Arched Pull-out
- **D** Appliance Garage
- **E** Utility Roll Trays
- **F** Pegged Dish Organizer
- **G** Desk Office Base
- **H** Base Tray Divider
- **I** Cutlery Insert Wood Divider
- **J** Desk Drawer

DESIGNER TIP

Organization brings peace of mind to your clients. Decluttering continues to be the top lifestyle trend. Designers point to a more specialized storage need trend.

Source: MLLC 2024 Kitchen Trends Survey

WOOD HOODS

A trend with staying power, wood hoods top many kitchen remodel must-have lists. Whether built-in to seamlessly integrate with cabinetry or designed to stand out as a showpiece, Schrock™ Boutique™ makes wood hoods for every kitchen.

- A Waterfall Wood Hood
- B Craftsman Straight Wood Hood
- C Signature Mantel
- D Nantucket Straight Wood Hood
- E Square Flat Panel Wood Hood
- F Linear Wood Hood
- G Straight Batten Wood Hood
- H Simple Tapered Wood Hood
- I Shiplap Tapered Wood Hood
- J Tapered Wood Hood
- K Canopy Square Wood Hood
- L Aritsan Straight Wood Hood

DESIGNER TIP

Create a focal point with a customized wood hood that perfectly matches your cabinets or intentionally contrasts. The possibilities are endless!

Shown: Kirkwood Inset Beaded Maple Sterling White Paint with Artisan Straight Wood Hood, Boutique™ Series

ACCESSORIES

Design is in the details which is why Schrock™ Boutique™ offers an endless array of options to make your kitchen uniquely yours. Don't underestimate the power of the small elements in the overall look of your room. You'll find even more options online at schrock.com.

- A Industrial Brackets
- B Starter and Tall Crown Moulding
- C Craftsman Corbel
- D Pedestal Foot Corner
- E Base Shoe Moulding
- F Acanthus Foot
- G Square Leg with Sleeve

ENJOY THE JOURNEY

by using Schrock's start-to-finish overview of designing your new room. As always, your designer is here to walk alongside you, offer guidance and help deliver your vision.

VISIT SCHROCK.COM

for more information and inspiration.

LOCK IN YOUR STYLE.

- Browse magazines and websites such as Houzz and Pinterest to select images that reflect your design style.
- Save your favorite door styles, finishes and organizational cabinets and specialty products on the Schrock website.

ASSESS AND DESIGN.

- Obtain accurate measurements for your new space.
- Meet with your kitchen designer to work on design options and layouts.
- Consider your other design components: flooring, countertop, backsplash, lighting, faucets, appliances, wall color, and hardware.
- Develop a budget for your new space.

PLACE YOUR CABINET ORDER.

- Secure an installer if your designer is not doing this for you.
- Use this time to prepare meals ahead of time and set up a temporary kitchen space if you are undergoing a remodel.
- Determine tasks to be completed before your cabinets arrive. Be sure to complete everything you need to complete, such as flooring installation, before your cabinets arrive.

ENJOY YOUR SPACE.

- Review the care and cleaning information. Discover how to touch-up your cabinets.
- Learn how to make adjustments to your cabinet door hinges and drawer guides.
- Enjoy!

QUALITY CRAFTSMANSHIP

PROTECTION FOR YOUR INVESTMENT

No matter which series you choose, Schrock™ provides the best quality cabinet at every price point, all backed by a limited lifetime warranty from the #1 cabinetry manufacturer in the industry.

LIMITED
LIFETIME
WARRANTY

Part of the MasterBrand™ Family

Schrock™ is a subsidiary of MasterBrand Cabinets™, an industry leader that comprises a breadth of quality cabinet brands. Since 1926, the MasterBrand Cabinets family has earned its reputation as one of America's top cabinetmakers, and Schrock has helped MasterBrand Cabinets achieve this. Beautiful. Functional. Durable. These are the defining qualities of Schrock.

ALL-PLYWOOD* CONSTRUCTION

This traditional cabinetry construction features a 1-1/2″ wide face frame behind the door and drawer front. Regardless of the door style chosen, a portion of the frame will be visible when the doors and drawers are closed. Available on all Full Overlay and Inset door styles.

CABINET BOX
- Top and Bottom: 3/8″ Thick plywood
- Sides: 1/2″ Thick plywood
- Back: 3/8″ Thick plywood

CABINET EXTERIOR
- Sides: 1/2" thick unfinished veneer plywood with Natural Maple laminate interior
- Wall cabinet top/bottom: Natural Maple laminate
- Back: unfinished

CABINET INTERIOR
Natural Maple laminate

DRAWERS
Four-sided, dovetailed, clear-coated with full extension, soft-close
- Sides: hardwood
- Bottoms: 1/4″ Thick plywood with Natural Maple laminate

HINGES
Fully concealed, 6-way adjustable hinge with soft-close.

I-BEAM BRACES
3/8″ Thick plywood

ADJUSTABLE SHELF
3/4″ Thick plywood with Natural Maple laminate and PVC edgebanding

TOEKICK
Unfinished plywood; field-applied Toeboard required

* All-plywood components meet ANSI/HPVA HP-1 standards, and may contain MDF or particleboard.

Schrock™

Uniquely yours.™

entra™ series
Value Semi-Custom Cabinetry

trademark™ series
Semi-Custom Cabinetry

boutique™ series
Premium Semi-Custom Cabinetry

Share your design with us by tagging us on social with #SchrockCabinets.

Styles, product availability and construction may vary slightly from those shown in this book due to material availability and/or design evolution. Specifications are subject to change without notice. Customer service is available if your design requires verification of product availability and specifications.

Product photography and illustrations have been reproduced as accurately as printing technologies permit. To ensure highest satisfaction, we strongly recommend you view an actual sample for best color, wood grain and finish representation.

Schrock™ has a Limited Lifetime Warranty.
For terms and conditions, please visit: www.schrock.com/warranty

LIMITED LIFETIME WARRANTY

National Forest Foundation

ICC ES CERTIFIED TO ANSI A161.1

Safe & Sustainable Cabinetry ICC ES SASC

Part of the MasterBrand™ Family

schrock.com
#SchrockCabinets
© 2025 MasterBrand Cabinets LLC
All rights reserved.

1172079930
10867E/WLD/05-25